



Redefining Search to Help **EVERY** Child Learn!

QUICK Reference GUIDE

This easy-to-use guide is designed to give you an introduction to netTrekker d.i. features. For more detailed information, please visit the netTrekker d.i. online Help section at school.nettrekker.com.

Search

- netTrekker d.i. is a powerful search tool custom designed for K-12 schools that transforms digital content into valuable resources for educators and students.
- Over 300,000 digital resources arranged by readability and aligned with State Standards.

Differentiate

- Use our unique set of valuable teaching and learning tools to refine your search and find just the right resource to differentiate instruction for EVERY student in your school community.

Organize

- Select, save, scaffold, and share resources with individual students, your class, your school, or your entire district.

Integrate

- Seamlessly integrate internet resources with many market-leading programs in the following areas: *Assessment, LMS, Library Automation, Curriculum Management, and Interactive Whiteboards* to provide a total educational solution for your school or district.

netTrekker d.i. can be accessed
from **School** or from **Home**.

School Access

- Through your school's website, portal, or integrated program
- Through IP authentication by clicking on the netTrekker d.i. logo
- With a shared Username and Password provided by your school
- With an individual Username and Password*

Home Access

- Through your school's website or portal
- With a shared Username and Password provided by your school
- With an individual Username and Password*

Register

*You may register your individual Username and Password by following the prompts after clicking Register on the Login page.

USERNAME

PASSWORD

877.517.1125 | school.nettrekker.com



SEARCH over
300,000 digital
resources arranged by
context, readability, and
aligned with standards.

Grade Level Tabs

Click Elementary, Middle or High to focus context of search for selected grade level.

Search Views

Quickly search for websites, famous people, images, and standards by entering a keyword and clicking Web, Person, Image, or Standards Search View.

Keyword Search

Enter a keyword or phrase to return a set of relevant and high-quality search results.

Subject Search

Drill down through the curriculum areas and subtopics to relevant subjects. A trail of the topics selected is displayed and can be chosen to broaden subject search.

Current Events Search

Link to major newspapers, magazines, and other news media sources from around the world.

Standards Search (top right)

Locate correlated resources that align with your standards to facilitate lesson planning.

Advanced Search

Focus search by content type, website source, language, ratings, and curriculum within the context of specified keywords or phrases.

Search

Differentiate

The netTrekker search interface features a top navigation bar with tabs for Elementary, Middle, High, and Standards. Below this is a search bar with a keyword input field and a search button. The main content area is divided into two columns of subject categories, each with a representative icon and a list of subtopics. On the right side, there are several sidebar sections: 'More Resources' with links to Hotmath.com, Weekly Reader, and Express; 'Features' with links to Timeline, Famous Person, Image Search, References, and Teacher Tools; 'My Tools' with links to Profile, Preferences, My Portfolio, Search History, Help, and Contact Us; and 'All User Site' with a 'Site of the Day' feature highlighting the Museum of Modern Art's 'Making Choices' exhibition.

Empower first year teachers with Teacher Tool resources
NT TIP

Check back every day for featured resource highlighted as the "Site of the Day"
NT TIP

netTrekker school administrator can filter out Wikipedia resources and controversial material for all searches done by anyone in school community
NT TIP

Educators can easily find standards-aligned resources to ensure they're covering what students will be tested on
NT TIP

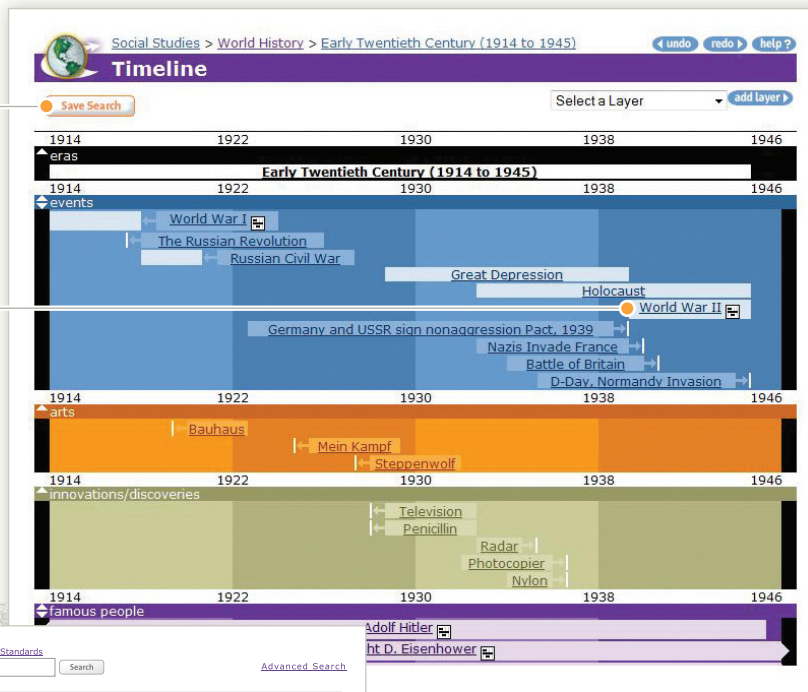
The Advanced Search interface provides a detailed set of filters to refine search results. It includes fields for 'Keyword or Phrase' with options to search with all words, exact phrase, at least one word, or without words. Below this are dropdown menus for 'Subject', 'Source Type', 'Rating', 'Readability', 'Multimedia', and 'Language'. There are also checkboxes for 'Controversial Material' and 'Wikipedia' filtering. A 'Search' button is located at the bottom right of the filter section.

The Search Result page for the keyword 'planets' shows a list of results. The first result is 'Welcome to the Planets' from the NASA website. The page includes a 'Search Result: planets' header, a 'Reset' button, and a 'Standards' tab. Below the list of results, there is a detailed view of the first result, including its URL, a brief description, and a 'Readability Level' indicator. The page also shows the overall rating and the educator/evaluator's name.

SEARCH *digital resources arranged chronologically, by a person's criteria, or from a set of relevant images.*

Save customized version of dynamic timeline to use with your students
nT TIP

Interactively zoom into a specific area of history and then compare and contrast relevant items
nT TIP



Keyword: Search [Advanced Search](#)

Famous People: (1 - 30 of 30)

Gender: Female
Ethnicity/Nationality: American
Occupation/Profession: Scientists/Engineers
Time Period: 19th, 20th

- Save Search
- Anwar Virginia
 - Blackwell Elizabeth
 - Brown Rachel Fuller
 - Calkins Mary
 - Carson Rachel
 - Clark Laurel
 - Cobb Jewel Plummer
 - Collins Eileen
 - Dyson Esther
 - Earle Sylvia
 - Ellison Gertrude
 - Fossey Dian
 - Free Helen
 - Gilligan Carol
 - Hazen Elizabeth Lee
 - Hopper Grace Murray
 - Horner Karen
 - Jackson Shirley Ann
 - Jemison Mae C.
 - Keichline Anna
 - Kubler-Ross Elisabeth
 - Ladd-Franklin Christine
 - McClintock Barbara
 - Mead Margaret
 - Mitchell Maria
 - Mouelle Antonia
 - Ochoa Ellen
 - Ride Sally
 - Ross Mary
 - Shoemaker Carolyn

Easily go to a Timeline based on the dates of this famous person's life
nT TIP

Timeline

View a dynamic Timeline of events, famous people, arts and innovations, across a time span or era. Focus on a specific period of history to view an interactive account of famous people or significant events.

Famous Person

Search for an individual by entering all or part of a name, or create a list of people based on criteria selected from Gender, Time Period, Occupation/ Profession, or Ethnic/Cultural Heritage.

Image Search

Search for safe, school-friendly, copyrighted images corresponding to a keyword or phrase to use in multimedia projects or classroom presentations.

References

Gain access to grade level relevant reference tools such as Encyclopedias, Almanacs, or subject assistance tools useful in conducting research or homework help.

Teacher Tools

View support materials and classroom resources specific to education including topics of special interest to teachers, such as Classroom Management, Professional Development, and Special Education.

Features

[Timeline](#)
[Famous Person](#)
[Image Search](#)
[References](#)
[Teacher Tools](#)

View Image Details prompts a new window to open with the website that contains the chosen image
nT TIP

Keyword: Search [Advanced Search](#)

Image Result: **Impressionism** (1 - 9 of 9)

[Check All](#) [Clear All](#) [Save Search](#) [Standards](#)

Grade Leap: [Elementary School \(96\)](#) [Middle School \(667\)](#) [High School \(740\)](#)



7634_a.jpg
[View Image Details](#)



2118_a.jpg
[View Image Details](#)



CC720_a.jpg
[View Image Details](#)

DIFFERENTIATE

resources by using our unique set of valuable teaching and learning tools to refine your search and find just the right resource to differentiate instruction for EVERY student in your school community.

Refinement Menus

Refine your search by Subject, Learning Aid, Multimedia, Readability, Language, or a specific Collection from our Content Partners to include only those resources that contain a particular type of content.

Readability

Target your search results to find content at appropriate reading levels as designated by the relative difficulty of written text on the resource.

Read Aloud

Provides text-to-speech support for highlighted text on pages, search results, and dictionary definitions. Select a passage of text with a mouse to hear the text read aloud through the computer's speakers or headphones.

Dictionary Hot Key

Provides instant access to definitions and translations. Click the Dictionary button to launch the dictionary-enabled version of a search result. Preferences allow you to customize the default dictionary or translation setting.

Search

Differentiate

Search Result: planets (1 - 8 of 446)

Reset returns your original Search Result as it existed before you made any refinements *nT TIP*

Subject

- Science (2247)
- Social Studies (4)
- English Language Learners (315)
- Language Arts (8)
- Arts (65)
- Career and Technical Education (38)
- Health and Physical Education (34)
- World Languages
- Mathematics (9)
- Philosophy and Religion
- Current Events (1)

Learning Aids

- Assessments
- Bibliographies
- Biographies
- Formulas/Equations
- Lesson Plans
- Learning Guides
- Maps/Charts
- Primary Sources
- Quotations

Multimedia

- Audio
- Interactive Media
- Pictures
- Software
- Video

Readability

- Level 1
- Level 2
- Level 3
- Level 4
- Level 5

Languages

- English
- Spanish
- Arabic
- Chinese
- Dutch
- French
- German
- Haitian Creole
- Hmong
- Japanese
- Korean
- Portuguese
- Russian
- Tagalog
- Portuguese
- Vietnamese

Collections

- GLOBIO
- PBS TeacherSource
- Promethean
- Quia
- SMART
- Teachers' Domain
- Texas Instruments
- Weekly Reader Express

Refine Search

Include multiple criteria in a single refinement *nT TIP*

Use options in Read Aloud Control Panel to change the speed or voice of highlighted text *nT TIP*

San Diego Zoo.org

Quick facts

Amphibians: Frog & Toad

Range: almost everywhere on Earth except Antarctica, the Arctic, and Greenland
Habitat: nearly every kind of habitat except polar regions and very dry deserts

Frog or toad?

Frogs have long legs that are good for hopping, skin that is smooth and moist, and special pads on their toes that help them climb. Toads, on the other hand, are more heavyset with shorter legs, and usually have drier skin, often with warty-looking bumps. Frogs are more likely to live in or near water than toads. The word "frog" can include both frogs and toads, as some frogs may not live near water and some toads have smooth skin. Can you get warts from holding a toad? Not! But you can die from holding a frog—it's a poison dart frog! Some of these bright little South American frogs are so toxic that one drop of their skin secretions can kill an adult human.

Read Aloud converts text-to-speech and helps special needs learners, auditory learners, and emerging readers build reading and comprehension skills *nT TIP*

Build your vocabulary with multiple language support *nT TIP*

teachers'domain

Resource: Earth as a System

Media Type: QuickTime Video
Length: 5m 31s
Size: 7.5 MB

Definitions & Translations

expected v. expect
 arrive; 'prepare' become or be; if forward to as pr.

expected v. expect
 consider reason to why these file probable or well tomorrow', 3. To expect a visit from our relatives', 4. To look forward to the birth of a child; 'She is expecting in March.'

Ultralingua Online Dictionary Copyright © Ultralingua, Inc. 2007

DIFFERENTIATE
resources by using
content focused on
developing skills and
literacy to meet the
challenges of ALL
students if they are
to be successful in the
global economy of the
21st Century.

Practice
everyday
language skills
with ELL focused
resources

nT TIP

**English Language
Learners Channel**
Designed for English
Language Learners and
Teachers. Use the ELL Skill
Development path for
sites to increase language
development, fluency, higher
order thinking, and problem
solving skills. Use the
Multicultural Pavilion for
cultural and geographical
information on continents,
countries, and regions.

ELL References
Specialized reference tools
for English Language Learners
and students learning foreign
languages. The diverse list
includes language and
translation tools from
across the globe.

Access free
web 2.0 tools
used in acquiring
21st Century
Skills

nT TIP

Use 21st
Century
Integration Models
as examples of
lessons incorporating
curriculum content,
technology skills,
21C Skills, and
State Standards –
turning a 2D lesson
plan into a 3D
learning object

nT TIP

**21st Century
Skills Channel**
Prepare your students for the
21st Century with background
information on the new
standards, links to web
based tools, and 21st Century
Integration Models. Use
21st Century pathways to
focus on topics for Life Skills,
Learning and Innovation Skills,
and ICT Literacy.

ORGANIZE

resources for individual students, a class, a school, or an entire district.

My Portfolio

Quickly save only those items that meet your search objectives, logically organize your saved resources, and collaboratively share them.

• Search

Search netTrekker d.i. resources for engaging lesson plans, videos, audio, images, learning games, podcasts, and manipulatives.

• Save

Save Web resources, Famous Person Lists, Timelines, Standards, and Images to My Portfolio.

• Update

Update Saved resources with a folder title and description, or add saved resources to an existing folder in My Portfolio.

Class Portfolio

Share resources with a selected set of users allowing participation with designated view and update rights.

• Create Class

Teachers can create a class of selected resources to share with students.

• Join Class

Students can join a class to access shared resources selected by their teacher.

Search

Differentiate

Students and teachers alike enjoy the robust features of netTrekker d.i. This chart displays the added functionality of the Teacher Role.

Functions	Student Role	Teacher Role
Conduct all types of searches in all 3 channels	✓	✓
Save netTrekker d.i. resources & add external websites	✓	✓
Join classes & collaborate within Class Portfolio	✓	✓
Create classes for student or teacher use		✓
Share & edit shared resources within School & District Portfolio		✓

Students and teachers can save Web resources, Images, Famous Person Lists, Timelines, and Standards to My Portfolio.

Teachers can **Create a Class** to share resources with **Students** who **Join the Class**.

Class Portfolio

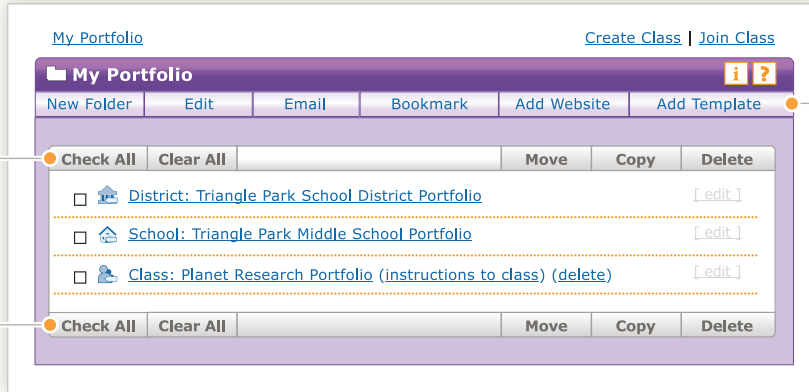
Teachers Create a Class

Students Join a Class

Organize

Integrate

Folders are used to organize resources in My Portfolio. They are managed through the use of the buttons in the My Portfolio box. **Folder-related buttons** located immediately under the folder title bar function on the currently open folder. **Item-related buttons** located above and below the folder contents function on the selected items in the folder.



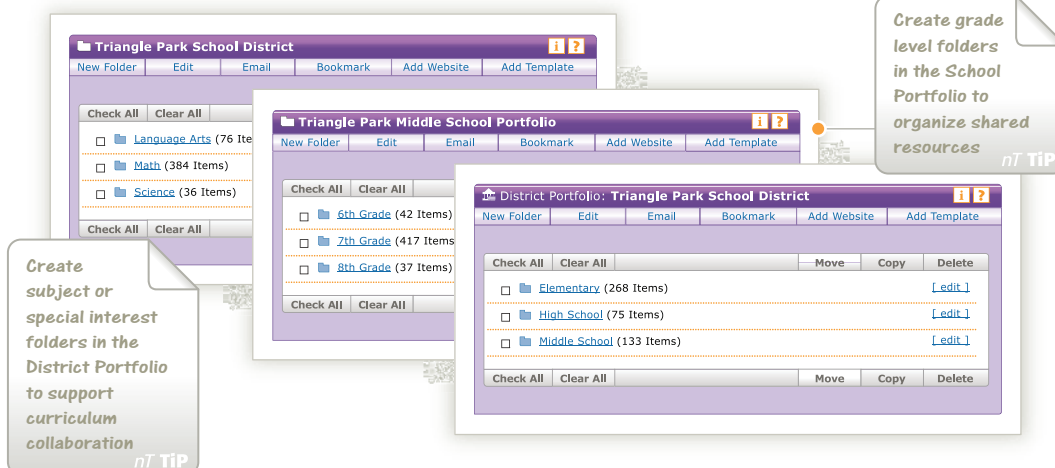
Arrange

New Folder	Create a new folder within the folder you are currently in to create a folder structure to organize items.
Move	Move selected items to a new location removing it from its original location.
Copy	Copy selected items to a new location.
Delete	Remove selected items within your portfolio or your school or district portfolio.

Collaborate

Email	Email the current folder to another netTrekker d.i. subscriber within your school or district.
Move	Move selected items out of your portfolio to share into a class or your school or district portfolio. The item will assume the rights of the new location.
Copy	Copy selected items from your portfolio to share into a class or your school or district portfolio. The item will assume the rights of the new location.
Bookmark	Bookmark a folder from your portfolio to the school or district portfolio retaining control of the folder contents and user rights in your portfolio. Bookmark a folder from the school or district portfolio into your portfolio for easy access.

Supervise



ORGANIZE

resources in My Portfolio with a set of functions to manage folders and content within the folders.

Arrange

Students and Teachers can organize items into folders of related topics using folder and item related functions.

- Create a directory structure to manage My Portfolio items.
- Dynamically add, locate, or remove items in My Portfolio.

Collaborate

Teachers can share selected resources from their portfolio to students, a class, a school, or entire district.

- Send saved web resources to a teacher, student, or parent.
- Share Web resources, Famous Person Lists, Timelines, Standards, and Images to a district, school, or class portfolio.

Supervise

Administrators can create folders and set user rights in the school and district portfolios.

- Create a directory structure to organize district and school resources for students and teachers.
- Assign view rights for users on district and school portfolio folders.
- Assign change rights for users on district and school portfolio folders.

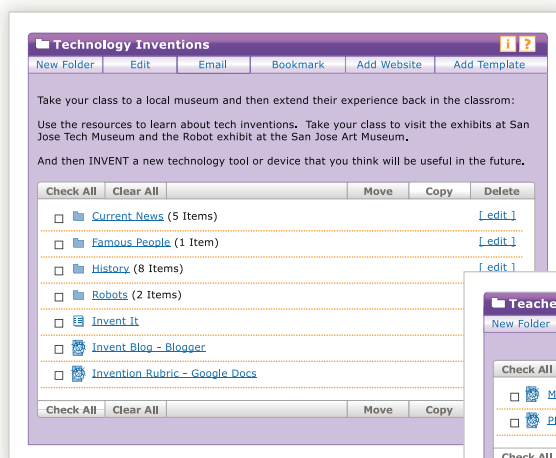
INTEGRATE

Create a single repository of digital resources by combining resources from the internet and 3rd party subscriptions with netTrekker d.i. resources. Seamlessly integrate your access to netTrekker d.i. with many market-leading programs.



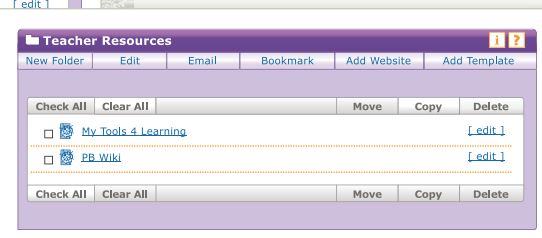
Organize

Integrate



Build web based projects with netTrekker d.i. resources, web 2.0 tools, and external web content using the My Portfolio tools

NT TIP



Assessment

Go directly from your assessment data to standards-aligned resources in netTrekker d.i. for remediation.

- Scantron®
- Riverside (Edusoft®)
- eInstruction®
- LearningStation® (LS Test Builder™)
- Learnstar (SmartTrax)
- DataDirector

Learning/Curriculum Management Systems

Add high-quality digital content to your LMS or CMS and access it through one convenient log-in.

- Blackboard®
- HMHLT Learning Village
- LearningStation®
- eChalk

Library Automation

Aggregate your library assets, including netTrekker d.i. resources, so that educators and students can search in one streamlined step.

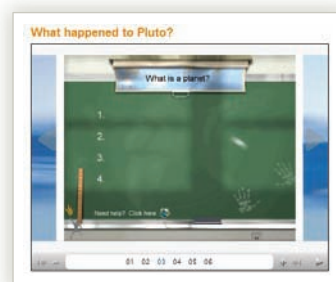
- COMPanion (Alexandria)
- Book Systems (Atrium)
- Follett (Destiny)

Interactive Whiteboards

Use engaging resources from netTrekker d.i. to bring your interactive whiteboards to life!

- Promethean
- SMART
- PolyVision®

Interactive Whiteboard



For more information on how to **integrate netTrekker d.i.**, and to schedule an Integration training, contact your Customer Representative at **1.877.517.1125**.

Professional Development – online and onsite workshops

Online Videos – flash videos on key netTrekker d.i. features

Newsletter – bi-monthly netTrekker d.i. product news

Opinion Group – contribute suggestions in quarterly surveys

Contact Us – FAQs, support, and feedback

877.517.1125 | school.netTrekker.com



Information on searching, features and Teacher Guides, along with implementation and training resources.

My Tools

- [Profile](#)
- [Preferences](#)
- [My Portfolio](#)
- [Search History](#)
- [Help](#)
- [Contact Us](#)